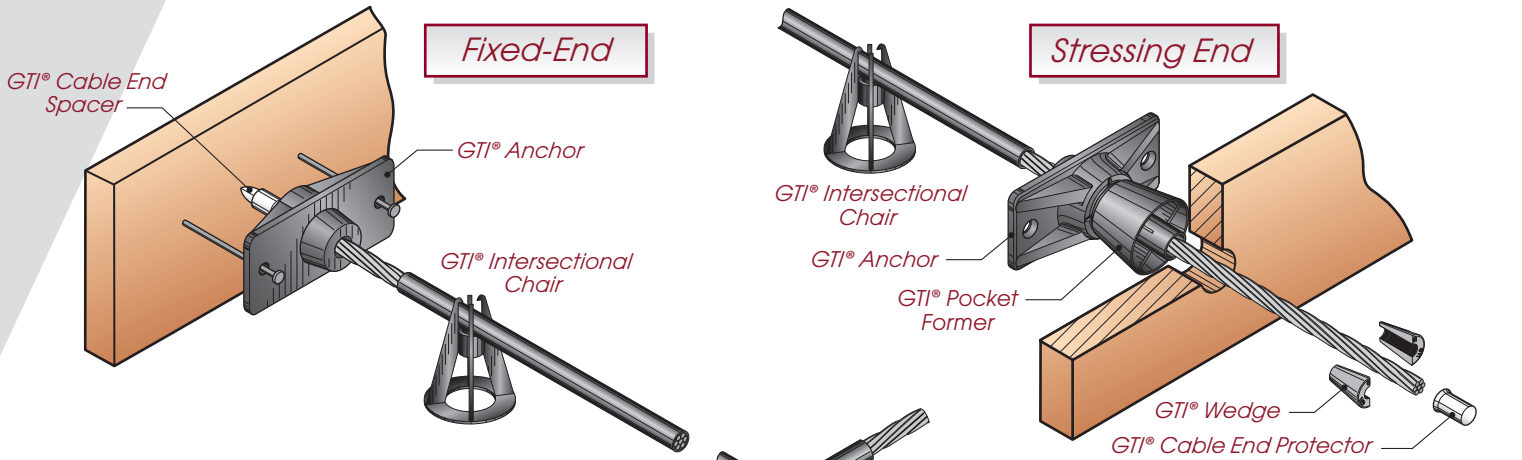




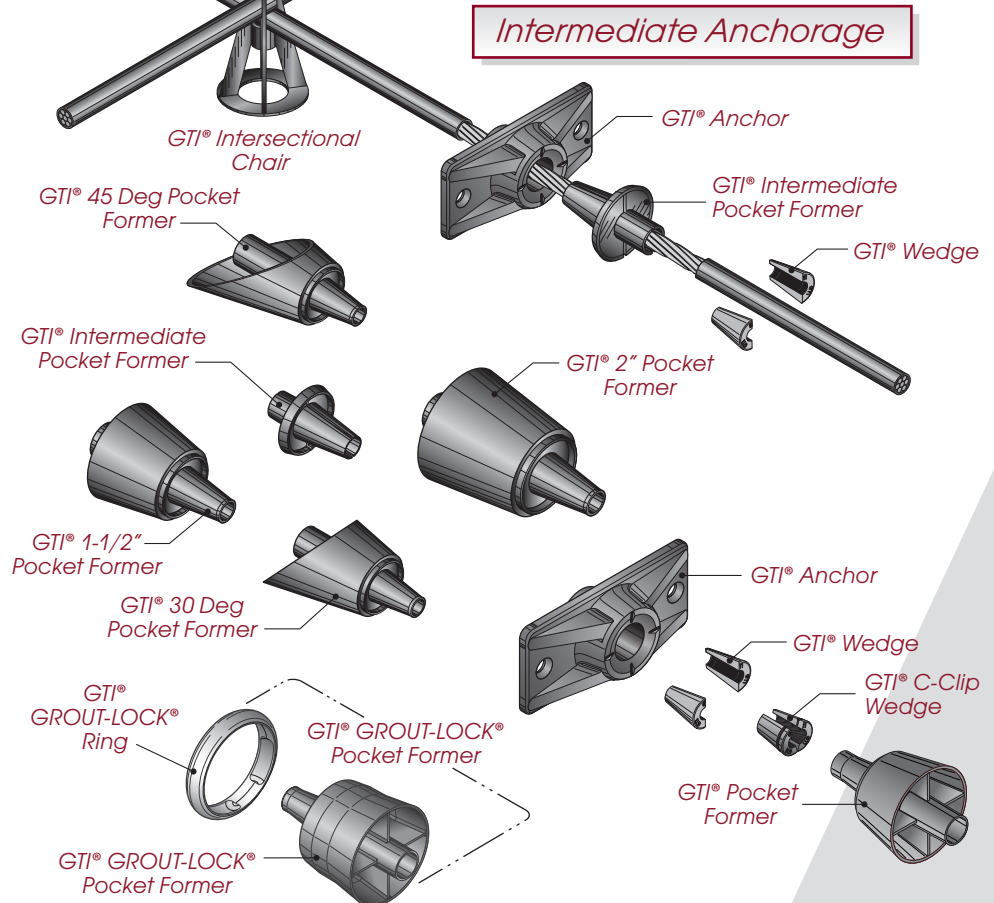
# GTI® Slab-on-Ground Anchorages

Internationally Recognized  
Technically Advanced  
Innovative Products

INNOVATION ♦ RELIABILITY ♦ QUALITY ♦ PERFORMANCE ♦ INNOVATION ♦ RELIABILITY ♦ QUALITY ♦ PERFORMANCE ♦ INNOVATION ♦ RELIABILITY ♦ QUALITY ♦ PERFORMANCE



0.5" GTI® BARE ANCHORAGE SYSTEM	
<b>SFC1-05 ANCHORAGE</b>	
201710	GTI SFC1-05 ANCHOR SET
201711	GTI SFC1-05, ANCHOR
201531	GTI SC1-05, 2-PIECE WEDGE
<b>SUBSTITUTE WEDGES</b>	
201538	GTI SC1-05, 2-PIECE WEDGE, W/CLIP
<b>POCKET FORMERS</b>	
204721	SF1-05 POCKET FORMER, 1.5"
204722	SF1-05 POCKET FORMER, 2.0"
204723	SF1-05 POCKET FORMER, 30 DEG.
204724	SF1-05 POCKET FORMER, 45 DEG.
204725	SF1-05 POCKET FORMER, INTERMEDIATE
<b>SF1-05 and SM1-05 ANCHORAGES</b>	
201720	GTI SF1-05 ANCHORAGE SET
201721	GTI SF1-05 ANCHOR
201115/201515	GTI S1-05 2-PIECE WEDGE, 1.2" LONG
201750	GTI SM1-05 ANCHORAGE SET
201751	GTI SM1-05 ANCHOR
201115/201515	GTI S1-05 2-PIECE WEDGE, 1.2" LONG
<b>SUBSTITUTE WEDGES</b>	
201518	GTI S1-05 2-PIECE WEDGE, W/CLIP
<b>POCKET FORMERS</b>	
204751	S1-05 POCKET FORMER, 1.5"
204752	S1-05 POCKET FORMER, 2"
204753	S1-05 POCKET FORMER, 30 DEG., .5"
204754	S1-05 POCKET FORMER, 45 DEG., .5"
204755	S1-05 POCKET FORMER, INTERMEDIATE
204552	POCKET FORMER, GROUT-LOCK RING
204772	POCKET FORMER, 2.0", S1-05, GROUT-LOCK
<b>ACCESSORY COMPONENTS FOR SLAB-ON-GROUND</b>	
201156	CABLE END PROTECTOR
201159	CABLE END SPACER



Please contact GTI Technical Representatives at [sales@gti-usa.net](mailto:sales@gti-usa.net) for more information. See [www.gti-usa.net/patents.shtml](http://www.gti-usa.net/patents.shtml) for a listing of many of the patents licensed to GTI, including patents that may cover one or more of the products identified.




## GTI<sup>®</sup> Slab-on-Ground Chairs

Internationally Recognized  
Technically Advanced  
Innovative Products

INNOVATION ♦ RELIABILITY ♦ QUALITY ♦ PERFORMANCE ♦ INNOVATION ♦ RELIABILITY ♦ QUALITY ♦ PERFORMANCE ♦ INNOVATION ♦ RELIABILITY ♦ QUALITY ♦ PERFORMANCE

- Primary Uses:** Slab-on-Grade - PT
- Size:** From 1 1/2" to 5 1/2" (1/2" Increments)  
For sizes larger than 5 1/2", see 217 Series below.
- Features:**
- Fits 1/2" PT cable
  - Built-in Base Plate



PART NO.	SIZE
205115	1 1/2"
205120	2"
205125	2 1/2"
205130	3"
205135	3 1/2"
205140	4"
205145	4 1/2"
205150	5"
205155	5 1/2"

### PRODUCT APPLICATIONS

PT SOG


## GTI<sup>®</sup> Double Lock Paving Chairs

- Primary Uses:** Slab-on-Grade - PT
- Size:** From 6" to 9" (1/2" increments)  
For sizes smaller than 6", see 205 Series above.
- Features:**
- Fits 1/2" PT Cable
  - Built-in Base Plate

PART NO.	HEIGHT
217360	6"
217365	6 1/2"
217370	7"
217375	7 1/2"
217380	8"
217385	8 1/2"
217390	9"

### PRODUCT APPLICATIONS

PT SOG



Please contact GTI Technical Representatives at [sales@gti-usa.net](mailto:sales@gti-usa.net) for more information.  
See [www.gti-usa.net/patents.shtml](http://www.gti-usa.net/patents.shtml) for a listing of many of the patents licensed to GTI, including patents that may cover one or more of the products identified.